

REV
NC
DTM06-12S*

| REVISIONS | | | |
|-----------|-----------------------------|---------|----------|
| SYM | DESCRIPTION | DATE | APPROVED |
| NC | NEW RELEASE PER E.O. P17240 | 4-19-01 | RDR |
| | | | |
| | | | |

7. SEE SHEET 2 FOR OTHER KEY ARRANGEMENTS.
6. MATERIAL - HOUSING: PLASTIC; GROMMET: RUBBER.
5. THIS PLUG MATES WITH DTM04-12P*-**** RECEPTACLE.
(* = A,B,C,D KEYS; **** = ALL MODIFICATIONS)
4. FOR CONTACT AND WIRE PERFORMANCE AND APPLICATION CHARACTERISTICS SEE ENVELOPE DRAWING 0425-015-0000.
3. SECONDARY WEDGE LOCK SOLD SEPARATELY: WM-12S.
2. DIMENSION TOLERANCE: $\pm .025$ [.64].
1. DIMENSIONS ARE IN INCHES [mm].

NOTES: UNLESS OTHERWISE SPECIFIED

| CONTACT SIZE | MIN. INSUL. O.D. | MAX. INSUL. O.D. | WIRE RANGE [mm ²] REF ONLY |
|--------------|------------------|------------------|--|
| 20 | .053 [1.35] | .120 [3.05] | 16-22 AWG [1.0-0.5] |

| SIGNATURE & DATE | |
|------------------|----------------------|
| DR | J. APOSTOL 17APR2001 |
| CHK | R. Meyer 4/18/01 |
| PE | D. Meyer 4/17/01 |
| APPD | R. Reed 4-19-01 |
| SCALE | NONE WT |

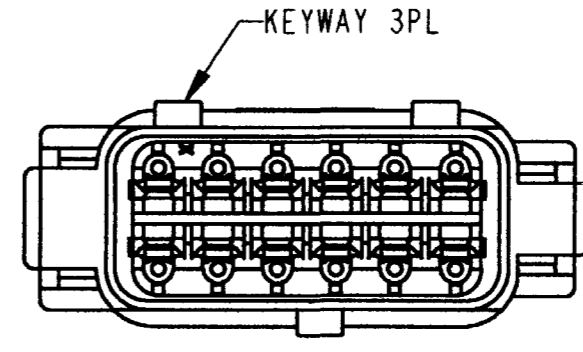
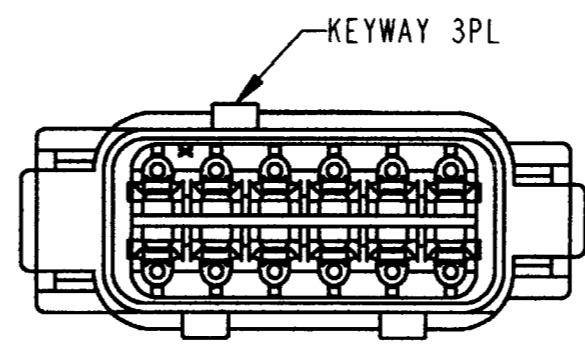
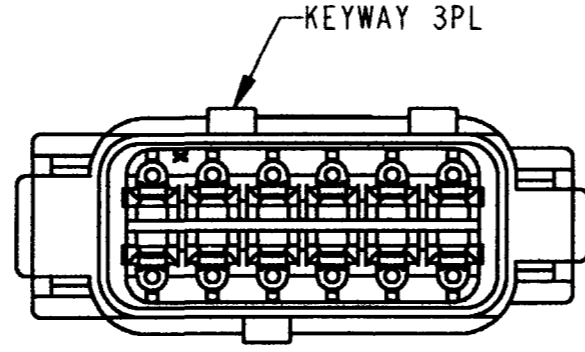
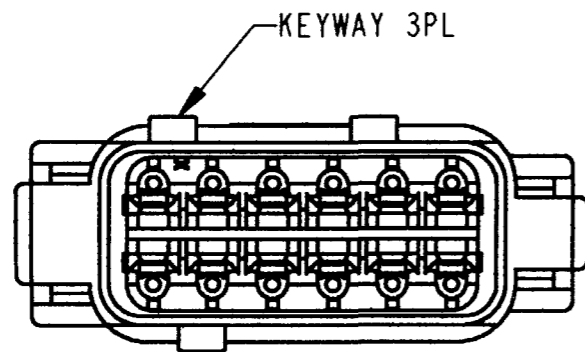
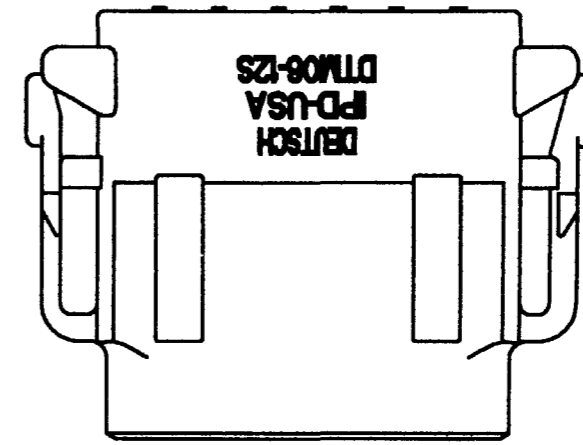
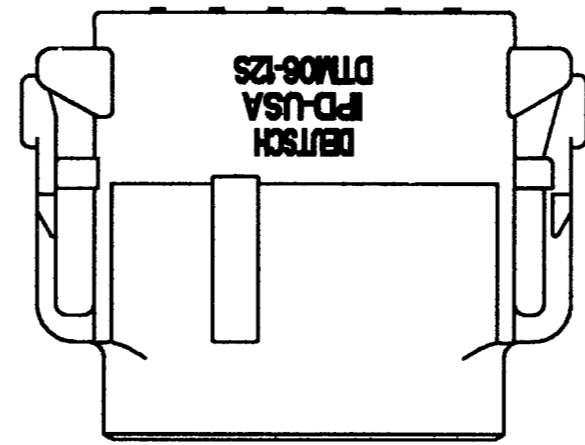
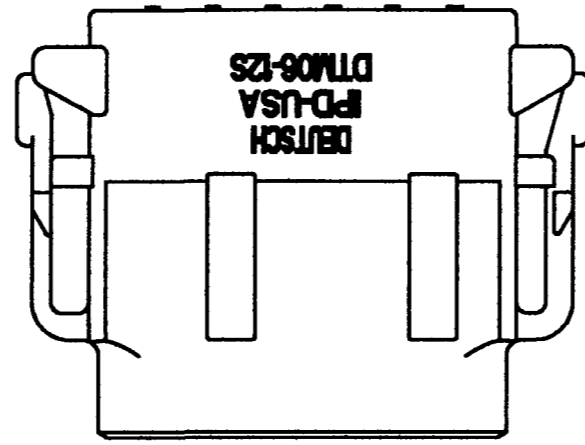
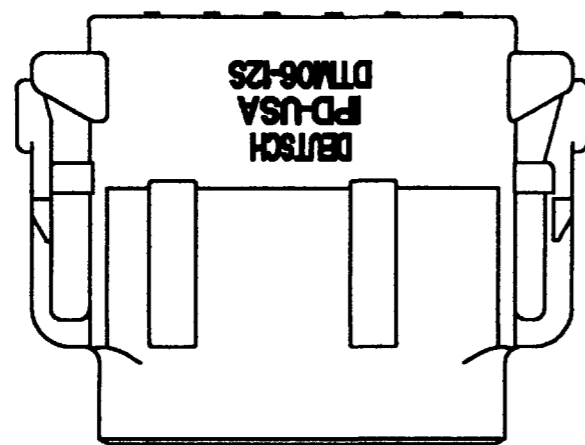
PLUG
12 CONTACTS, SIZE 20
A, B, C, D KEYS
DTM SERIES

ENVELOPE

| | |
|---|-------------------|
| CP | MATL. CODE |
| The Deutsch Company DEUTSCH I.P.D. 3850 INDUSTRIAL AVE. HEMET, CALIF. 92545 | |
| B | DTM06-12S* |
| DWG SIZE | CODE SHEET 1 OF 2 |

REV
NC DTM06-12S*

| REVISIONS | | | |
|-----------|---------------|---------|----------|
| SYM | DESCRIPTION | DATE | APPROVED |
| | SEE SHEET ONE | 4-19-01 | RDR |
| | | | |
| | | | |



DTM06-12SA
KEY -A-
COLOR: GREY

DTM06-12SB
KEY -B-
COLOR: BLACK

DTM06-12SC
KEY -C-
COLOR: GREEN

DTM06-12SD
KEY -D-
COLOR: BROWN

NOTES:

| | | | | | |
|------------------|----------------------|--|---|---------------|-------|
| SIGNATURE & DATE | | PLUG 12 CONTACTS, SIZE 20 A,B,C,D KEYS DTM SERIES | CP | MATL. CODE | |
| DR | J. APOSTOL 17APR2001 | | The Deutch Company DEUTSCH I.P.D. 3850 INDUSTRIAL AVE. HEMET, CALIF. 92545 | | |
| CHK | Rmly 4/18/01 | | B | DTM06-12S* | |
| PE | D Meyer 4/17/01 | | | DWG SIZE | 11139 |
| APPD | | ENVELOPE | | | |
| SCALE | NONE | WT | | | |